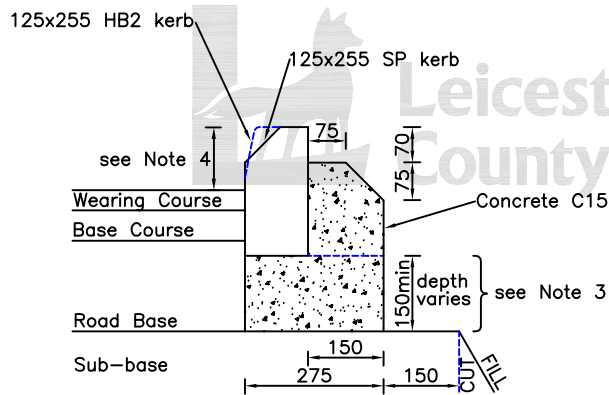
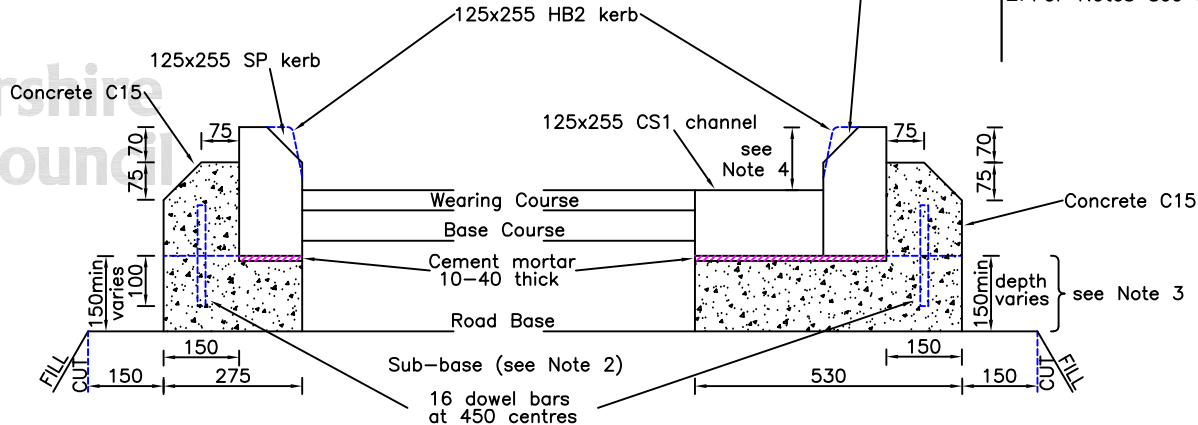


NOTES:  
 1. All dimensions are in millimetres unless otherwise stated.  
 2. For Notes see Drg No **SD/11/1A**



**HB2 & SP KERB – CONSTRUCTION A**

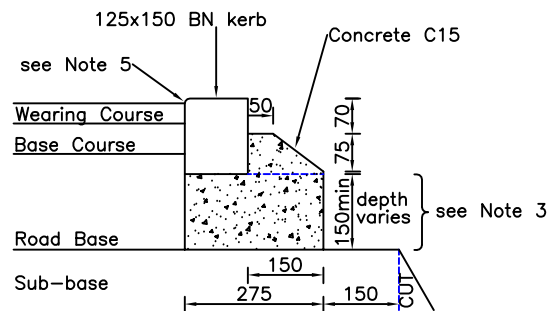
(Kerb base, kerb and kerb backing laid before concrete sets)



**HB2 & SP KERB – CONSTRUCTION B**

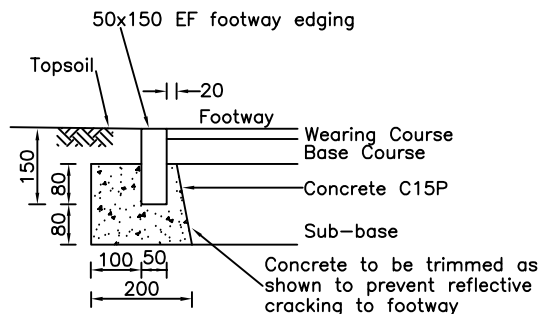
(Kerb base set prior to laying kerb and kerb backing)

**HB2 & SP KERB WITH CS1 CHANNEL  
CONSTRUCTION B**



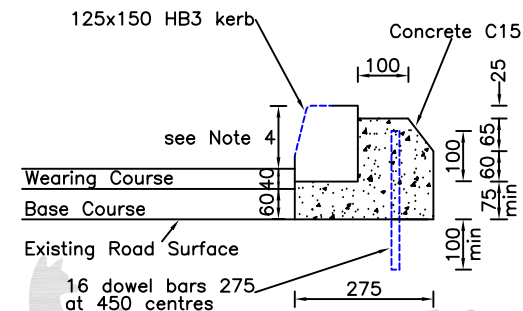
**BN 'DROPPED' KERB – CONSTRUCTION A**

(If construction B is used the 16 dowel bars are 150 long with 50 above kerb base)



**FOOTWAY EDGING EF – 150**

(For EF-200 and EF-250 see Drg No **SD/11/3**)



**HB3 KERB**

(Kerb laid above existing carriageway surface)

©Crown copyright 2007. All rights reserved. Use of this image is limited to viewing on-line and printing one copy. Leicestershire County Council. 100019271.