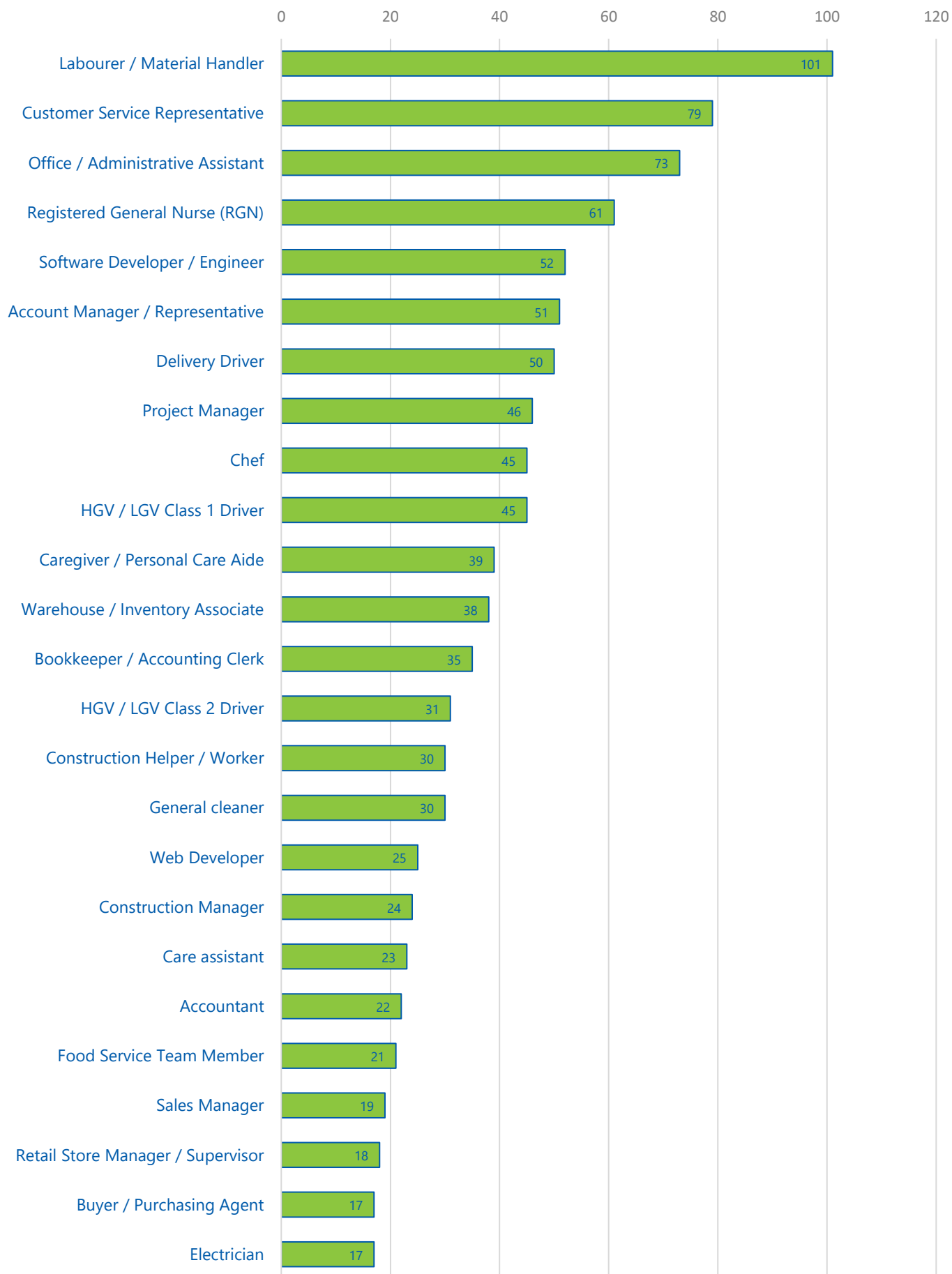


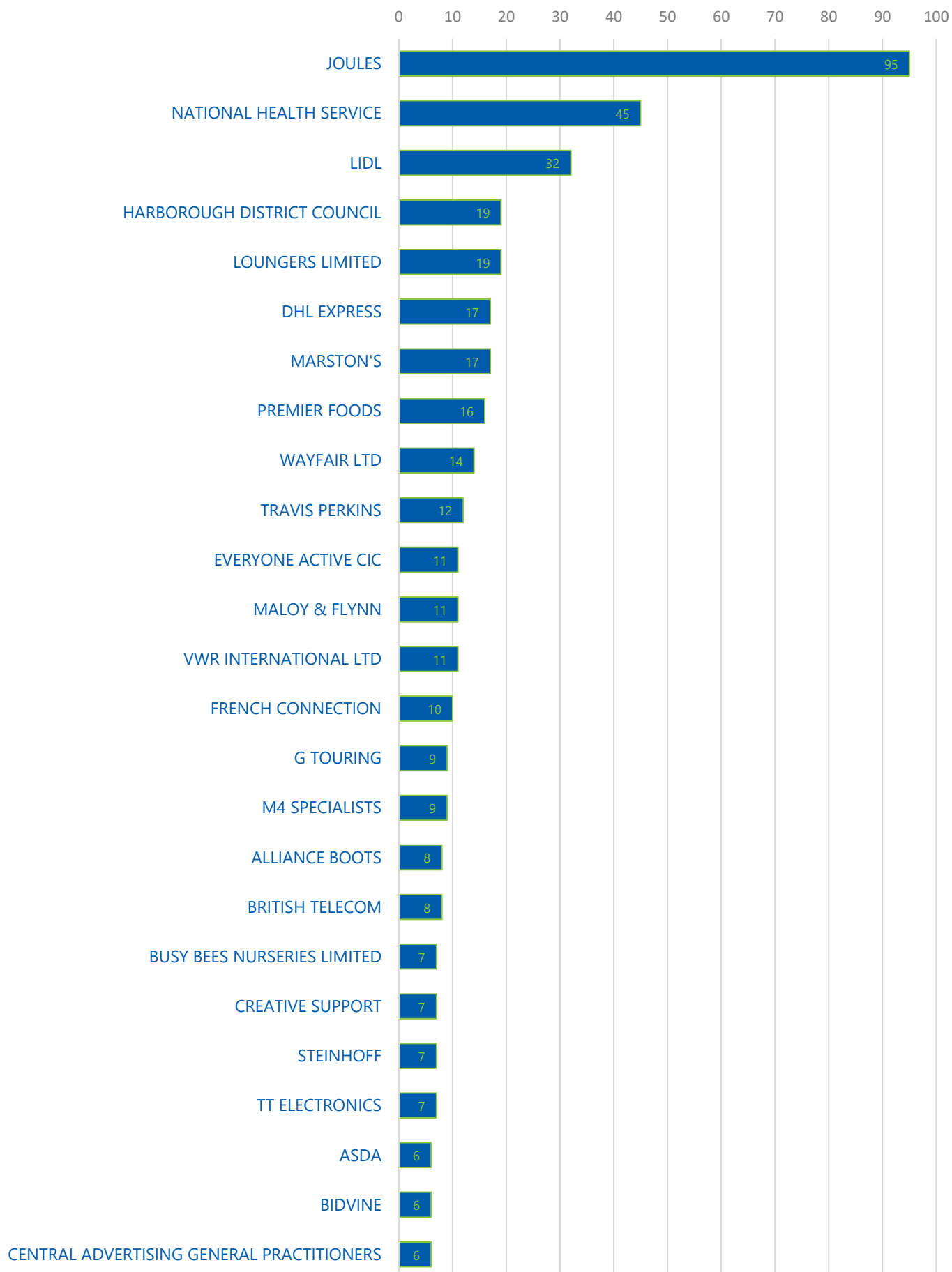
Harborough Job Vacancy and Skills Data, Mar. 1st 2019 to Sep. 30th 2019

Job Roles with the Highest Number of Advertised Vacancies



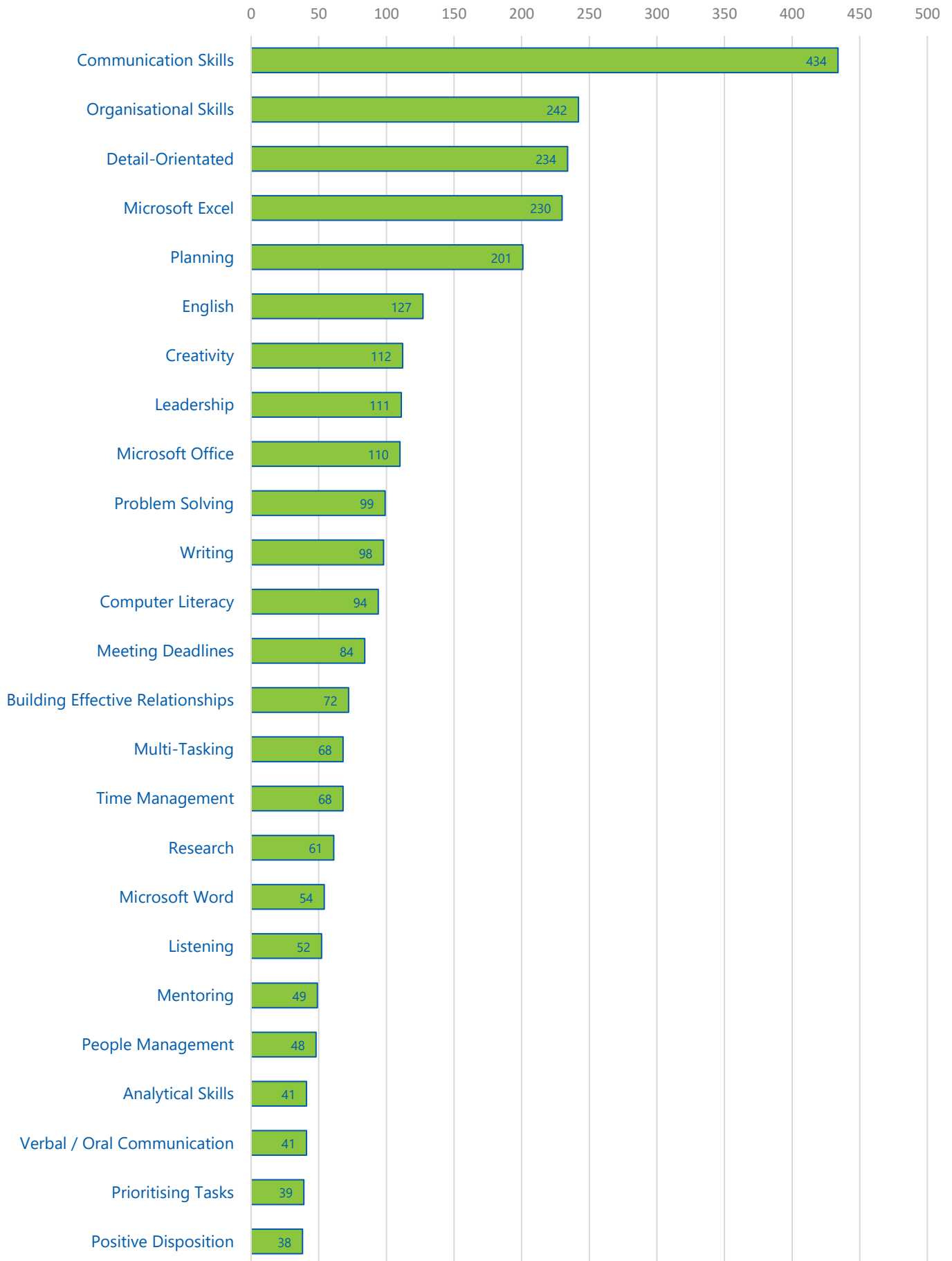
Harborough Job Vacancy and Skills Data, Mar. 1st 2019 to Sep. 30th 2019

Employers with the Highest Number of Advertised Vacancies



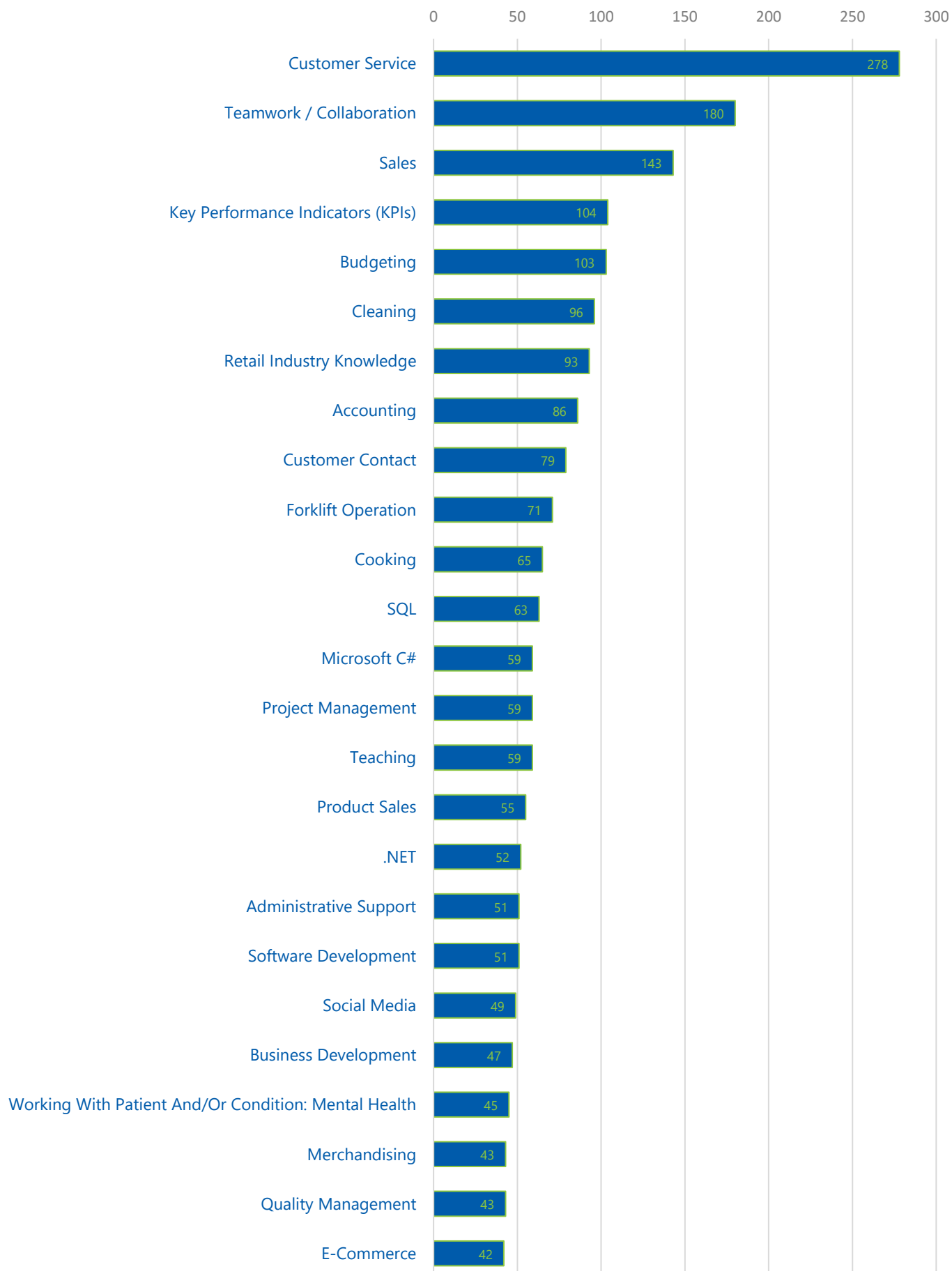
Harborough Job Vacancy and Skills Data, Mar. 1st 2019 to Sep. 30th 2019

Most Requested Transferable Skills in Advertised Vacancies



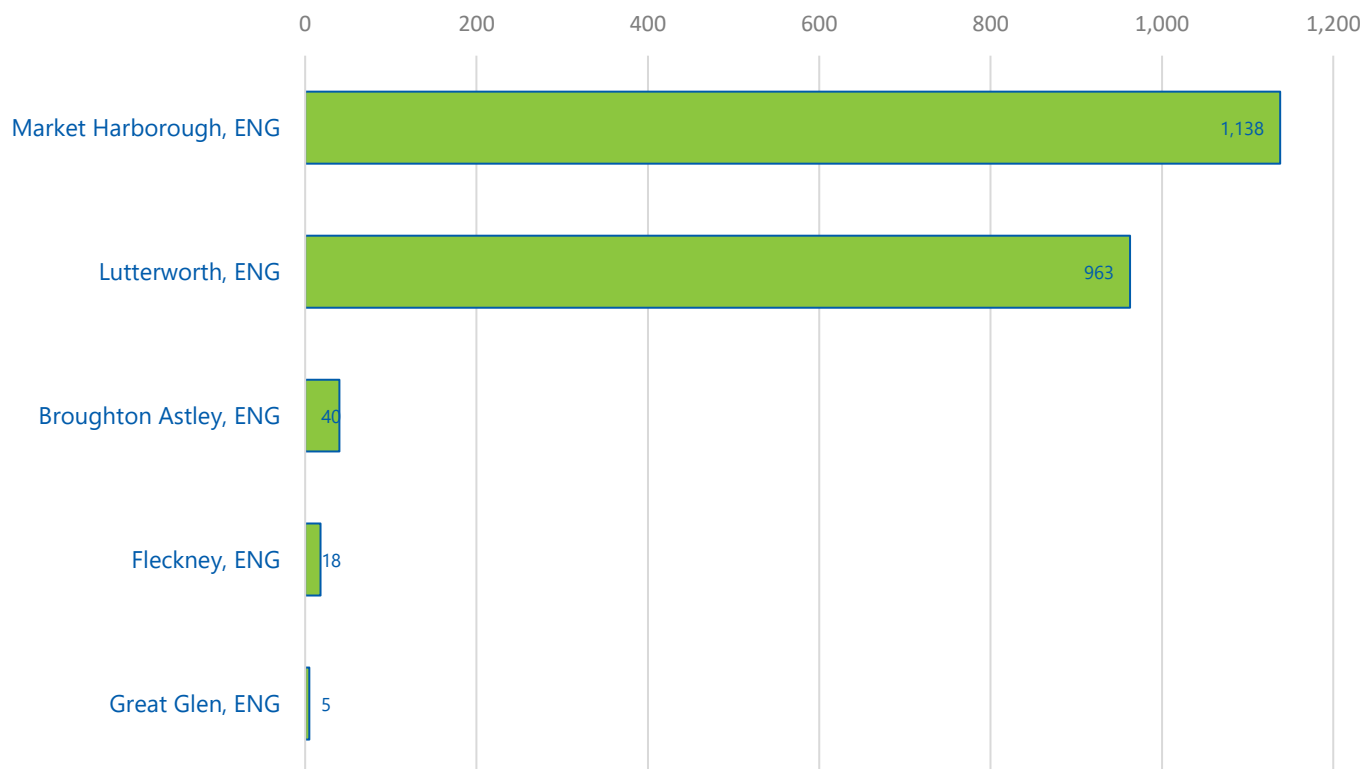
Harborough Job Vacancy and Skills Data, Mar. 1st 2019 to Sep. 30th 2019

Most Requested Specialised Skills in Advertised Vacancies




Harborough Job Vacancy and Skills Data, Mar. 1st 2019 to Sep. 30th 2019

Locations of Advertised Vacancies



Source: Copyright © 2019 Burning Glass Technologies: Labour Insight

Education Levels Requested by Employers within all Advertised Vacancies

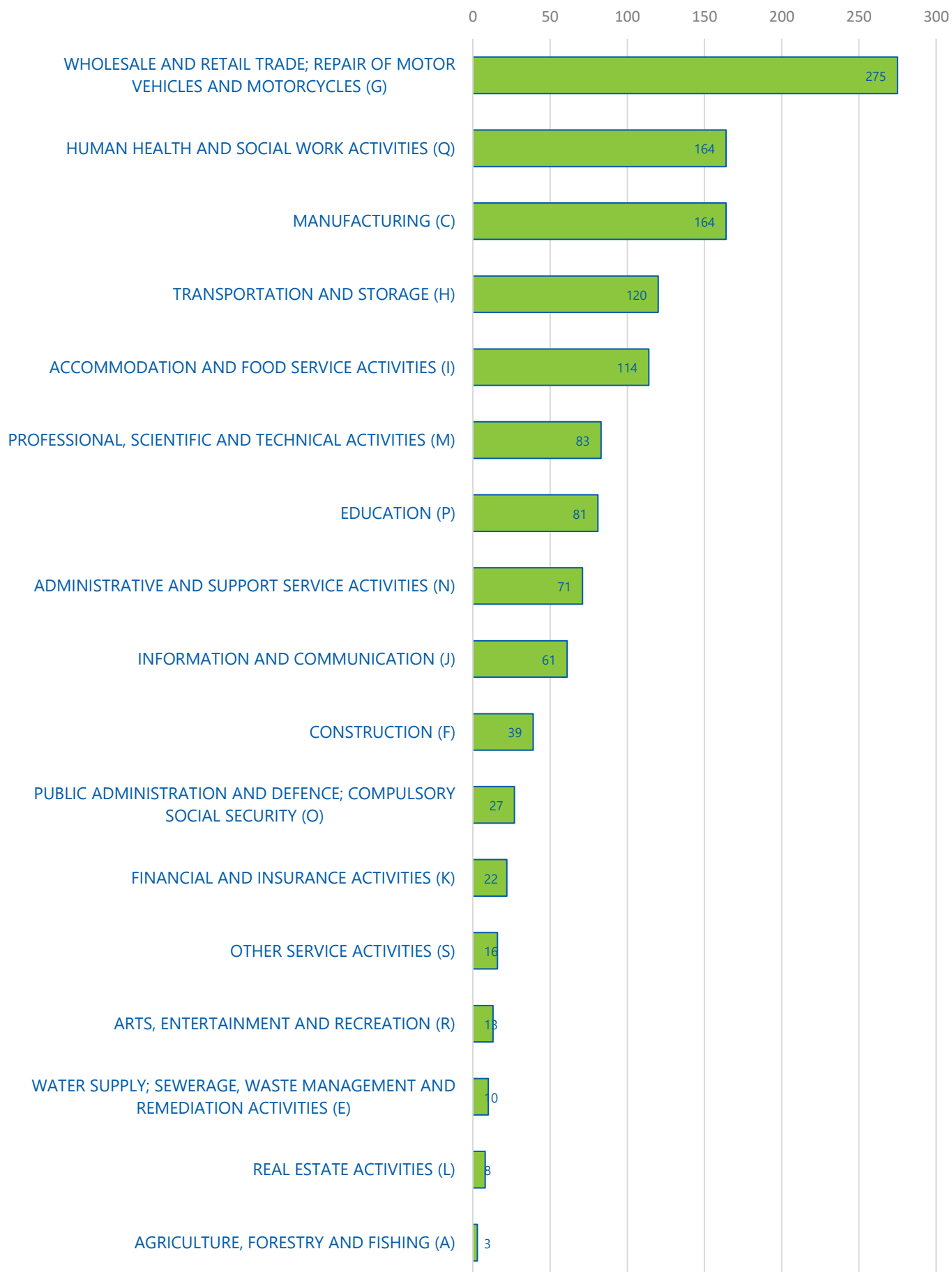


Note: 85% of records have been excluded because they do not include a qualification level. As a result, the chart below may not be representative of the full sample.

Source: Copyright © 2019 Burning Glass Technologies: Labour Insight

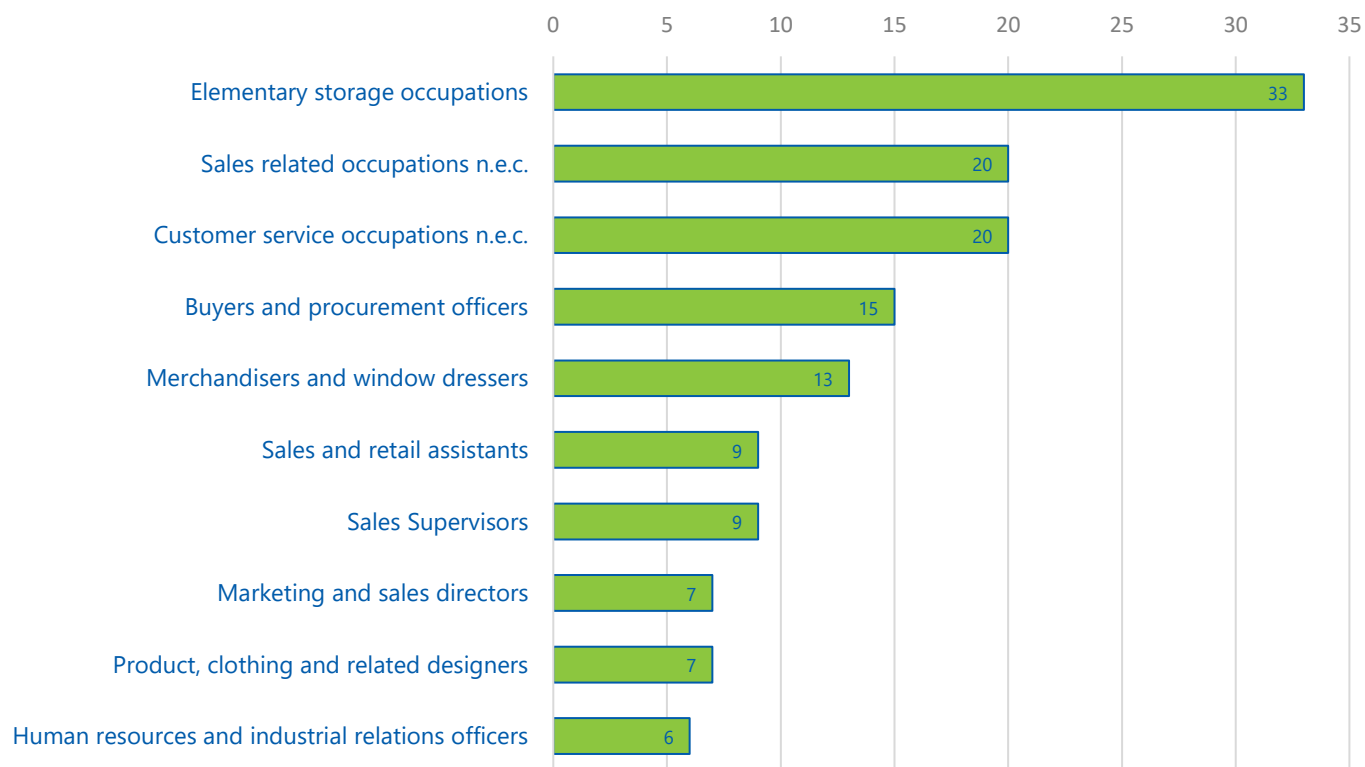
Harborough Job Vacancy and Skills Data, Mar. 1st 2019 to Sep. 30th 2019

Advertised Vacancies Categorised by Sector



Harborough Job Vacancy and Skills Data, Mar. 1st 2019 to Sep. 30th 2019

Job Roles in Wholesale & Retail Trade; Repair of Motor Vehicles with the Highest Number of Advertised Vacancies



Source: Copyright © 2019 Burning Glass Technologies: Labour Insight

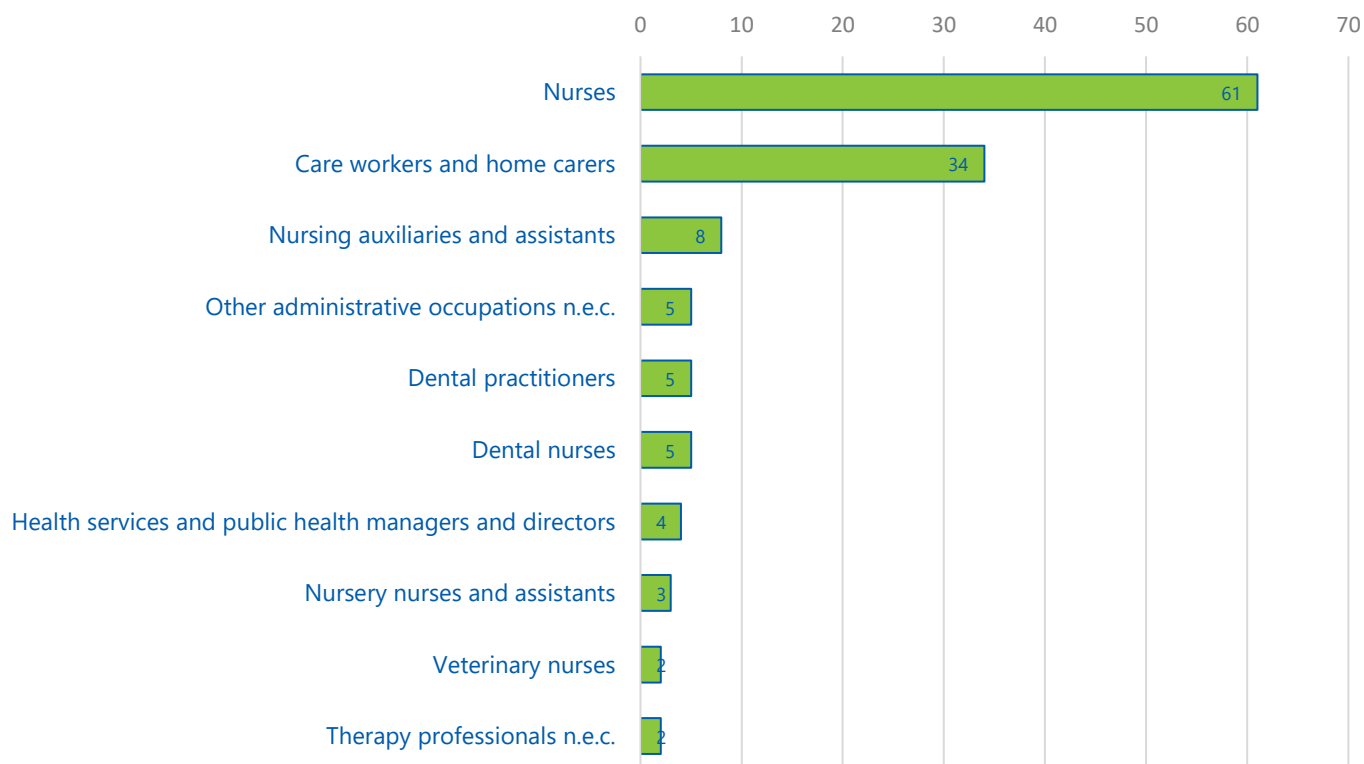
Occupation Title	Risk of Automation	Mean Advertised Salary	Mean Salary (UK-wide)
Elementary storage occupations	Medium Risk	£25,265	£20,248
Customer service occupations n.e.c.	Medium Risk	N/A	£17,029
Sales related occupations n.e.c.	Medium Risk	N/A	£20,301
Buyers and procurement officers	Medium Risk	N/A	£32,893
Merchandisers and window dressers	Low Risk	N/A	£17,787
Sales Supervisors	Low Risk	N/A	£20,605
Sales and retail assistants	Medium Risk	N/A	£11,947
Marketing and sales directors	Low Risk	N/A	£89,317
Product, clothing and related designers	Low Risk	N/A	£30,497
Human resources and industrial relations officers	Low Risk	N/A	£30,293

The salary report uses data from real-time job postings. Salary figures are pro rata to reflect full-time, annual wage status.

Source: Copyright © 2019 Burning Glass Technologies: Labour Insight

Harborough Job Vacancy and Skills Data, Mar. 1st 2019 to Sep. 30th 2019

Job Roles in Human Health & Social Work Activities with the Highest Number of Advertised Vacancies



Source: Copyright © 2019 Burning Glass Technologies: Labour Insight

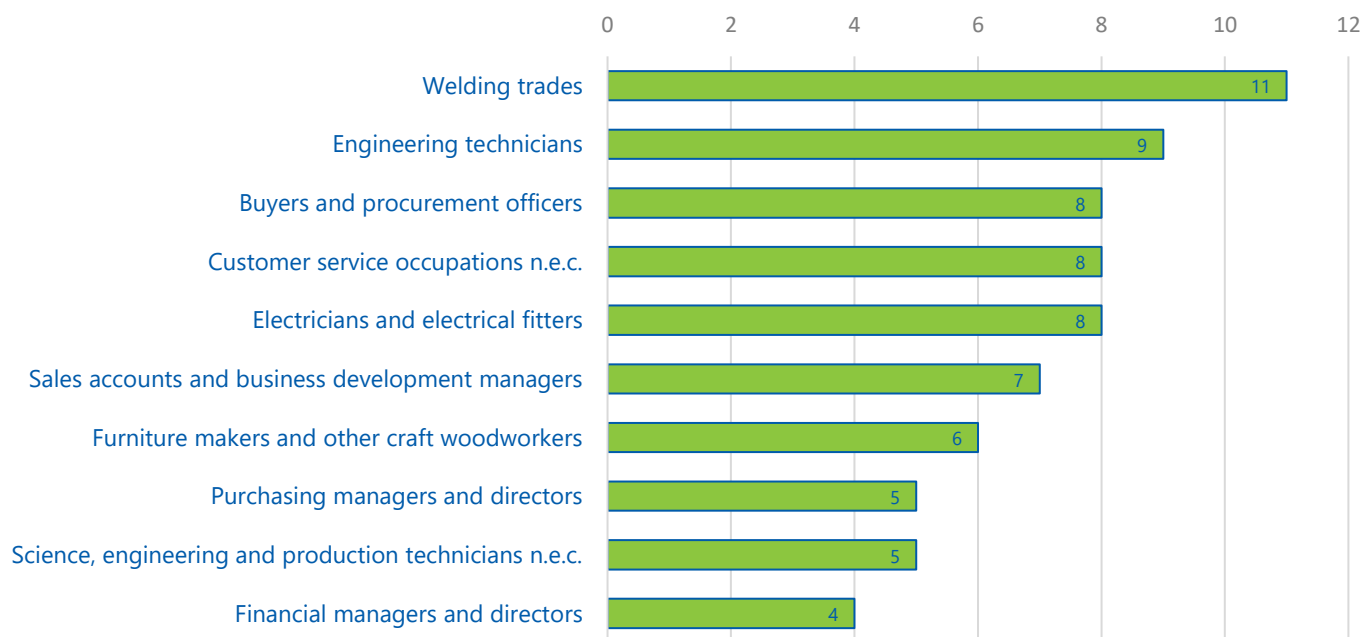
Occupation Title	Risk of Automation	Mean Advertised Salary	Mean Salary (UK-wide)
Nurses	Low Risk	£35,611	£26,793
Care workers and home carers	Medium Risk	£20,099	£13,944
Nursing auxiliaries and assistants	Low Risk	N/A	£16,108
Dental nurses	Medium Risk	N/A	£14,960
Dental practitioners	Low Risk	N/A	£46,734
Other administrative occupations n.e.c.	High Risk	N/A	£17,453
Health services and public health managers and directors	Low Risk	N/A	£46,921
Nursery nurses and assistants	Low Risk	N/A	£12,853
Veterinary nurses	Low Risk	N/A	£17,199
Therapy professionals n.e.c.	Low Risk	N/A	£29,022

The salary report uses data from real-time job postings. Salary figures are pro rata to reflect full-time, annual wage status.

Source: Copyright © 2019 Burning Glass Technologies: Labour Insight

Harborough Job Vacancy and Skills Data, Mar. 1st 2019 to Sep. 30th 2019

Job Roles in Manufacturing with the Highest Number of Advertised Vacancies



Source: Copyright © 2019 Burning Glass Technologies: Labour Insight

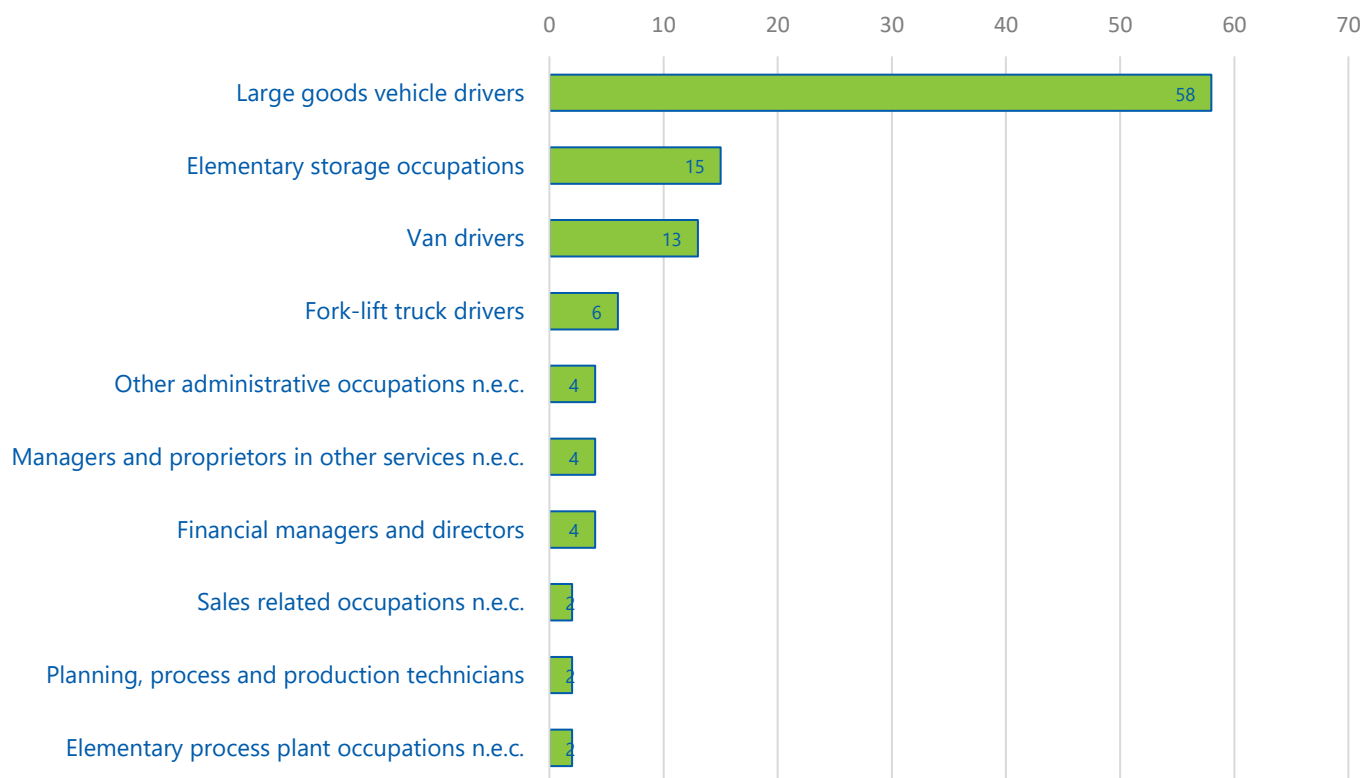
Occupation Title	Risk of Automation	Mean Advertised Salary	Mean Salary (UK-wide)
Welding trades	High Risk	£26,370	£26,319
Engineering technicians	Low Risk	N/A	£35,295
Buyers and procurement officers	Medium Risk	N/A	£32,893
Customer service occupations n.e.c.	Medium Risk	N/A	£17,029
Electricians and electrical fitters	Low Risk	N/A	£31,166
Sales accounts and business development managers	Low Risk	N/A	£50,979
Furniture makers and other craft woodworkers	High Risk	N/A	£22,851
Purchasing managers and directors	Low Risk	N/A	£53,217
Science, engineering and production technicians n.e.c.	Medium Risk	N/A	£27,478
Financial managers and directors	Low Risk	N/A	£79,704

The salary report uses data from real-time job postings. Salary figures are pro rata to reflect full-time, annual wage status.

Source: Copyright © 2019 Burning Glass Technologies: Labour Insight

Harborough Job Vacancy and Skills Data, Mar. 1st 2019 to Sep. 30th 2019

Job Roles in Transportation with the Highest Number of Advertised Vacancies



Source: Copyright © 2019 Burning Glass Technologies: Labour Insight

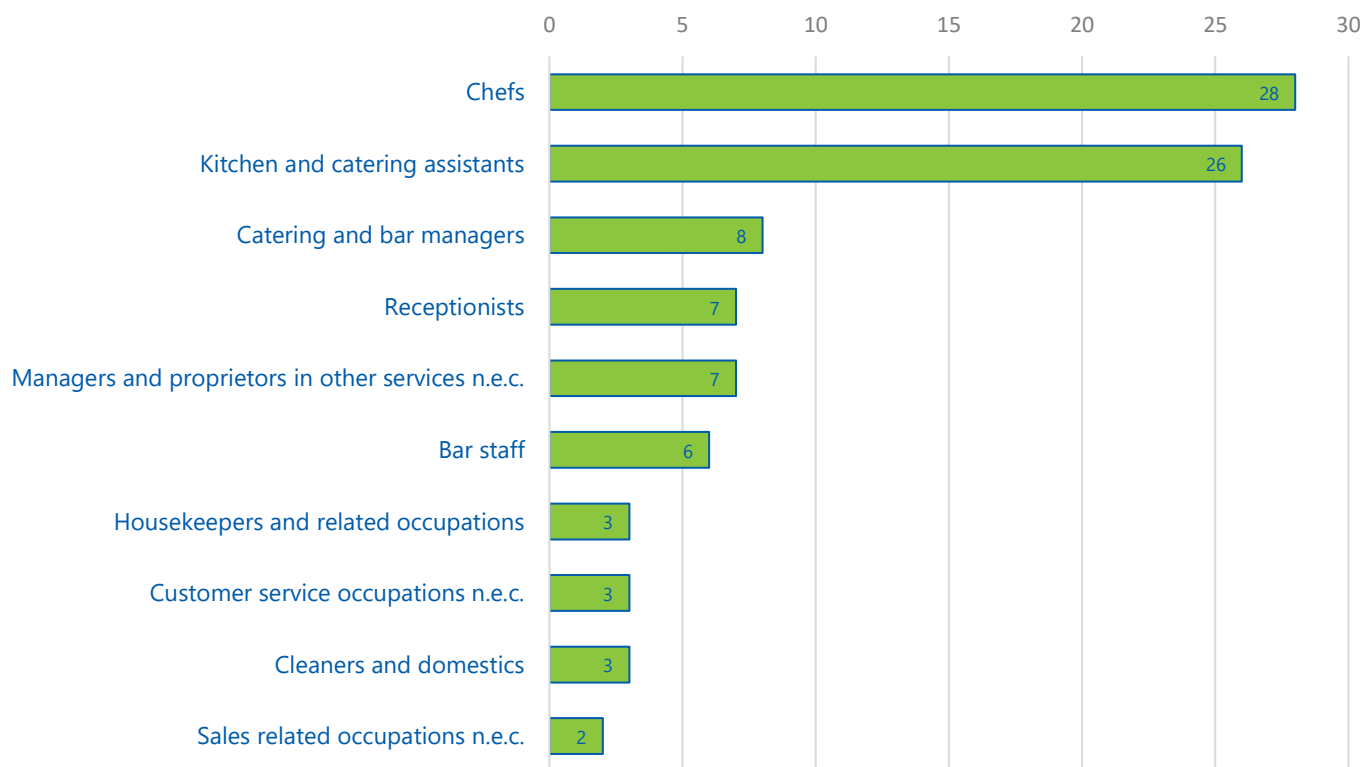
Occupation Title	Risk of Automation	Mean Advertised Salary	Mean Salary (UK-wide)
Large goods vehicle drivers	Medium Risk	£26,877	£28,071
Elementary storage occupations	Medium Risk	£20,968	£20,248
Van drivers	Medium Risk	N/A	£20,164
Fork-lift truck drivers	High Risk	N/A	£22,747
Other administrative occupations n.e.c.	High Risk	N/A	£17,453
Managers and proprietors in other services n.e.c.	Low Risk	N/A	£34,092
Financial managers and directors	Low Risk	N/A	£79,704
Sales related occupations n.e.c.	Medium Risk	N/A	£20,301
Planning, process and production technicians	High Risk	N/A	£32,291
Elementary process plant occupations n.e.c.	Medium Risk	N/A	£20,614

The salary report uses data from real-time job postings. Salary figures are pro rata to reflect full-time, annual wage status.

Source: Copyright © 2019 Burning Glass Technologies: Labour Insight

Harborough Job Vacancy and Skills Data, Mar. 1st 2019 to Sep. 30th 2019

Job Roles in Accommodation & Food Service Activities with the Highest Number of Advertised Vacancies



Source: Copyright © 2019 Burning Glass Technologies: Labour Insight

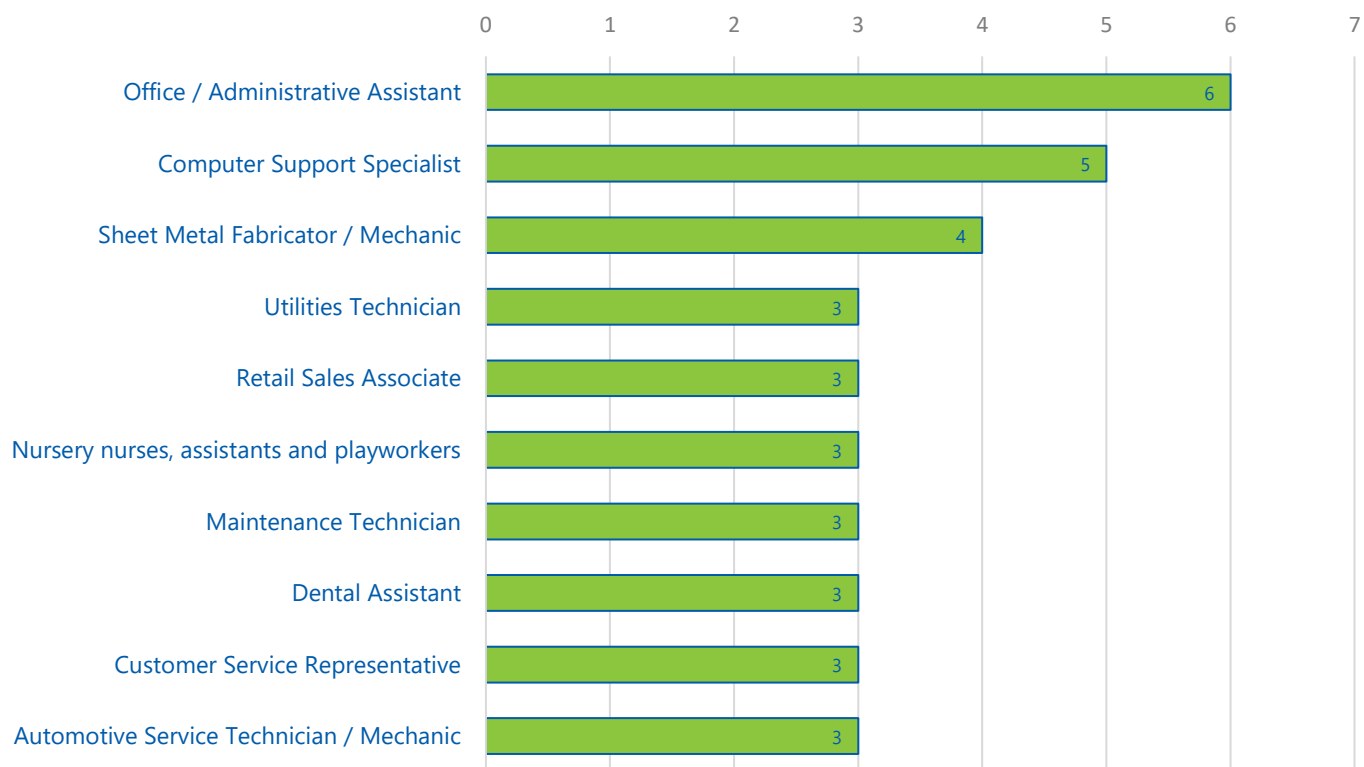
Occupation Title	Risk of Automation	Mean Advertised Salary	Mean Salary (UK-wide)
Chefs	Low Risk	£22,376	£19,254
Kitchen and catering assistants	High Risk	£19,213	£10,123
Catering and bar managers	Medium Risk	N/A	£20,047
Receptionists	High Risk	N/A	£13,235
Managers and proprietors in other services n.e.c.	Low Risk	N/A	£34,092
Bar staff	Medium Risk	N/A	£7,655
Housekeepers and related occupations	Medium Risk	N/A	£13,824
Customer service occupations n.e.c.	Medium Risk	N/A	£17,029
Cleaners and domestics	Medium Risk	N/A	£8,673
Sales related occupations n.e.c.	Medium Risk	N/A	£20,301

The salary report uses data from real-time job postings. Salary figures are pro rata to reflect full-time, annual wage status.

Source: Copyright © 2019 Burning Glass Technologies: Labour Insight

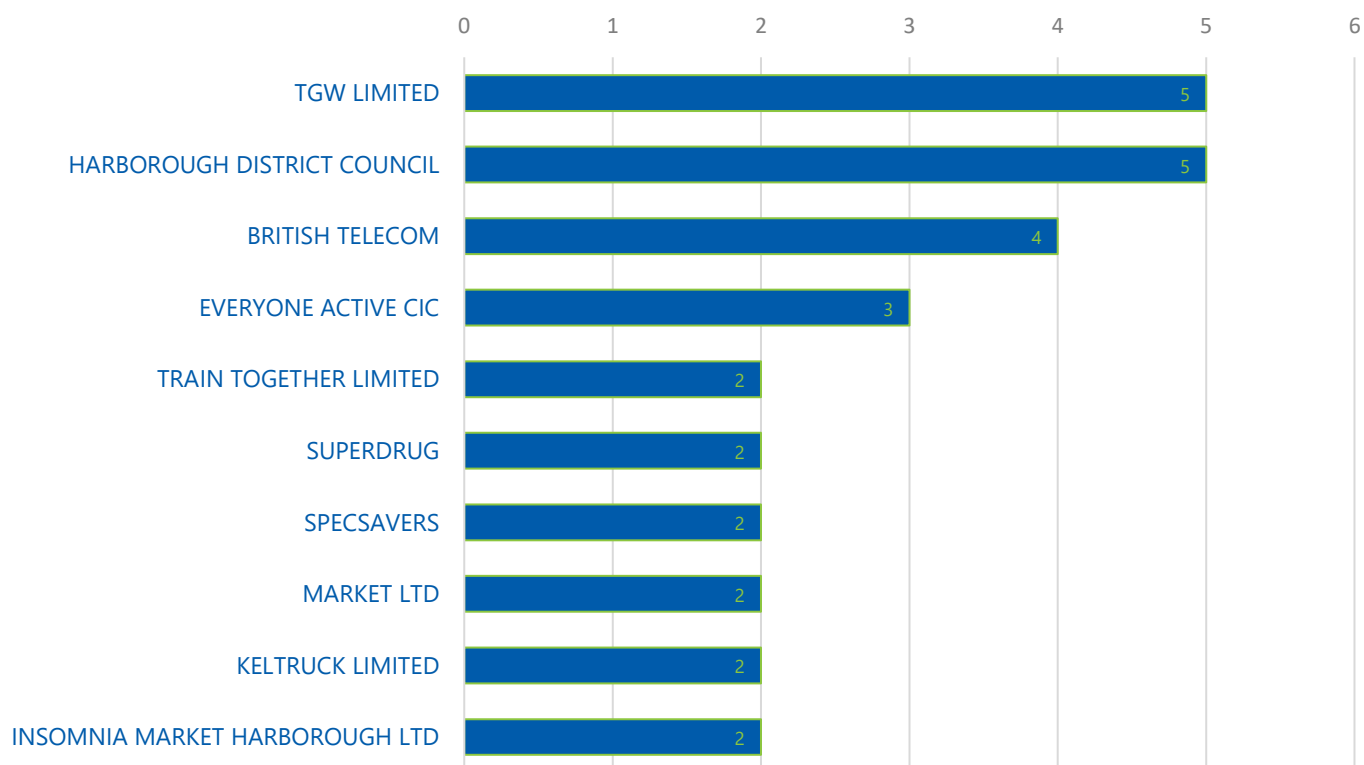
Harborough Job Vacancy and Skills Data, Mar. 1st 2019 to Sep. 30th 2019

Apprenticeship Job Roles with the Highest Number of Advertised Vacancies



Source: Copyright © 2019 Burning Glass Technologies: Labour Insight

Apprenticeship Employers with the Highest Number of Advertised Vacancies



Source: Copyright © 2019 Burning Glass Technologies: Labour Insight